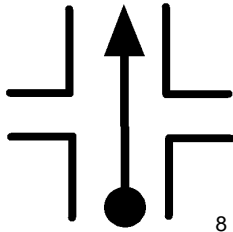



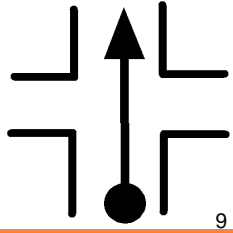



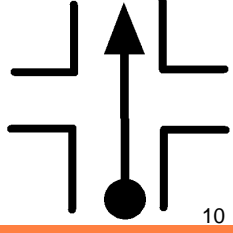



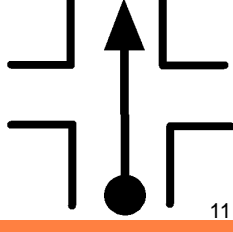



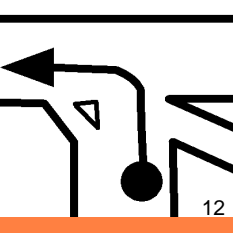



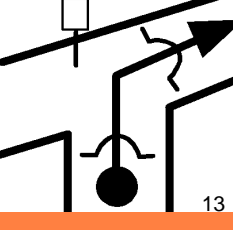




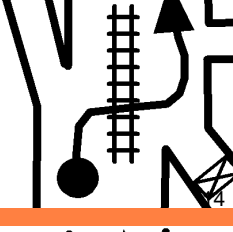






Deslocamento (1)	29,62 km	00:50:00
Especial (1)	68,52 km	01:30:00
Deslocamento (2)	29,55 km	00:50:00
TOTAL	127,69 km	03:10:00

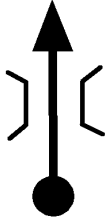



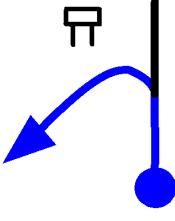



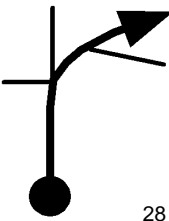

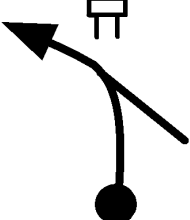



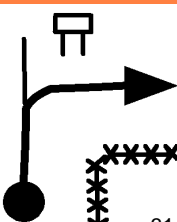

DISTÂNCIA	TULIPA	OBSERVAÇÕES
-----------	--------	-------------



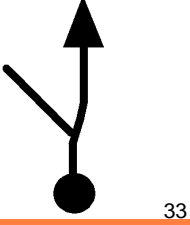



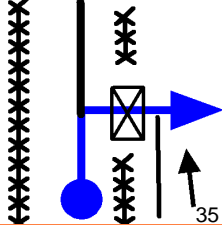

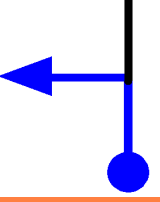

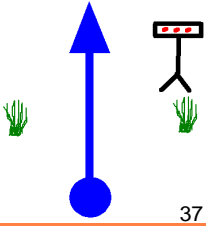

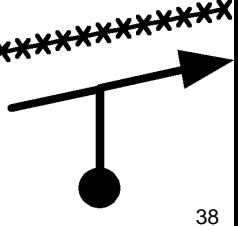
Deslocamento (1) 29,62 km

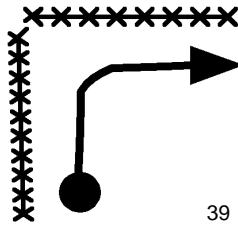
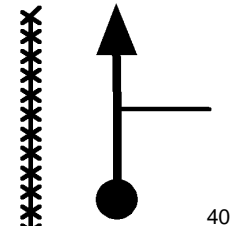

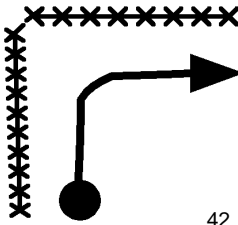

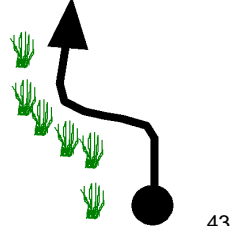

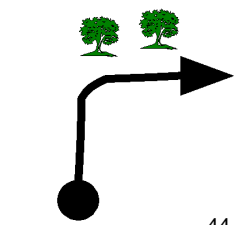

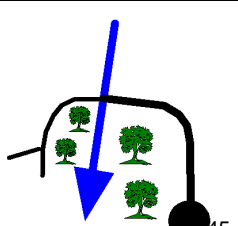

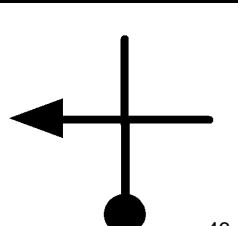
0,00		 	<p>BOA PROVA</p>
0,00			
0,32			
0,32			
1,90			
1,58			
2,28		<p>D/E</p>	
0,38			
2,47			
0,19			
2,71		 	
0,24			
3,03		 	
0,32			
NEXT 0,12			

DISTÂNCIA	TULIPA	OBSERVAÇÕES
3,15 0,12 D	 8	  
3,24 0,09 D	 9	  
3,35 0,11 D	 10	  
3,46 0,11 D	 11	  
3,65 0,19 D	 12	  
3,85 0,20 D	 13	  PLACA SP 255  
3,96 0,11 D	 14	D/E 
4,09 0,13 D	 15	 
NEXT 0,23		

DISTÂNCIA	TULIPA	OBSERVAÇÕES
4,32		
0,23 D	16	
4,63		RODOVIA
0,31 D	17	WP 0000 A
5,35		ULTIMO POSTO
0,72 D	18	
6,15		
0,80 D	19	
8,12		DEIXE A RODOVIA
1,97 D	20	
11,34		
3,22 D	21	
14,01		FAZ. SOBRADO CLUBE ÁGUA NOVA
2,67 D	22	
17,11		
3,10 D	23	
NEXT 0,97		

DISTÂNCIA	TULIPA	OBSERVAÇÕES
18,08	 24	PTE 
0,97 D		
19,74	 25	PTE 
1,66 D		
20,59	 26	E 
0,85 D		
21,51	 27	D 
0,92 D		
21,99	 28	D ! EF 
0,48 D		
22,70	 29	E 
0,71 D		
23,48	 30	EF 
0,78 D		
23,96	 31	D 
0,48 D		
NEXT	1,27	

DISTÂNCIA	TULIPA	OBSERVAÇÕES
25,23 1,27 D	 32	EF 
26,26 1,03 D	 33	EF 
26,92 0,66 D	 34	EF 
29,44 2,52 D	 35	D 
Especial (1) 68,52 km		
29,62 0,00 0,18 68,52	 36	E  WPT 0001 CONT
0,04 0,04 68,48	 37	 WPT 0002 ITE
0,20 0,16 68,32	 38	D
NEXT 0,20		

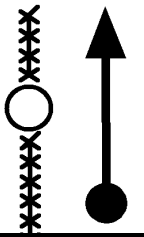
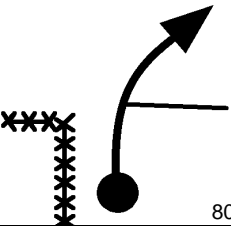
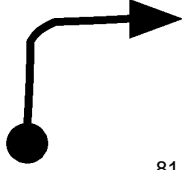
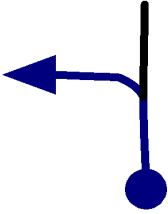
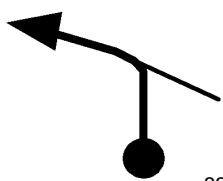
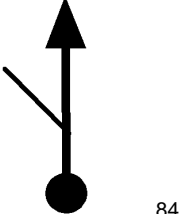
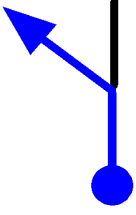
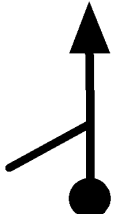
DISTÂNCIA		TULIPA	OBSERVAÇÕES
0,40			EROS
0,20	68,12	39	
0,77			EF
0,37	67,75	40	
1,31			EF
0,54	67,21	41	
1,79			D 
0,48	66,73	42	
2,97			E 
1,18	65,55	43	WP 0003
3,18			D 
0,21	65,34	44	
3,22			E/E 
0,04	65,30	45	
3,85			E
0,63	64,67	46	
NEXT		0,31	



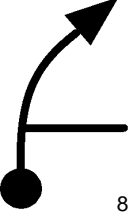
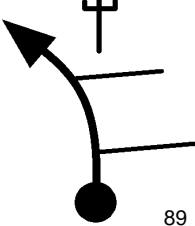
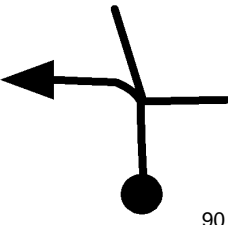



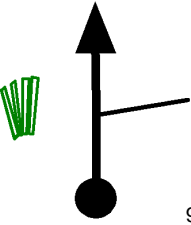
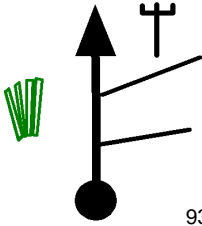


DISTÂNCIA		TULIPA	OBSERVAÇÕES
4,16		47	WP 0004
0,31	64,36		
4,52		XXXXXXXXXXXX 48	D LB's
0,36	64,00		
5,03		49	EF
0,51	63,49		
5,49		50	EF
0,46	63,03		
6,09		51	LB's
0,60	62,43		
6,60		52	LB's
0,51	61,92		
6,87		53	LB's
0,27	61,65		
7,14		XXXXXXXXXXXX 54	D
0,27	61,38		
NEXT		0,58	

DISTÂNCIA	TULIPA	OBSERVAÇÕES
7,72 0,58 60,80		D WP 0005
8,33 0,61 60,19		E LB's
8,83 0,50 59,69		LB's D
10,69 1,86 57,83		±V WP 0006
11,73 1,04 56,79		D WP 0007
12,31 0,58 56,21		COTOVELO E WP 0007 A
13,73 1,42 54,79		EF
14,48 0,75 54,04		IZVC WP 0009 IZVC
NEXT 0,23		

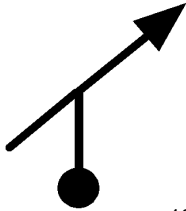



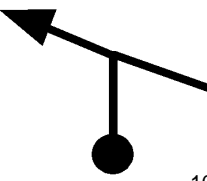
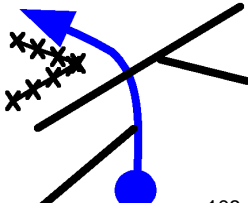
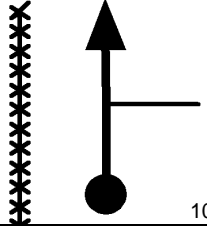
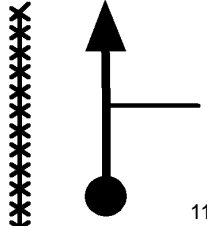
DISTÂNCIA		TULIPA	OBSERVAÇÕES
14,71			FZVC WP 0010 FZVC
0,23	53,81	63	
15,23			EF
0,52	53,29	64	
16,19			EF
0,96	52,33	65	
16,25			E WP 0011 / ORG
0,06	52,27	66	
16,50			EF
0,25	52,02	67	
16,82			EF
0,32	51,70	68	
17,27			EF
0,45	51,25	69	
17,92			E CANA CAÍDA
0,65	50,60	70	
NEXT		1,11	

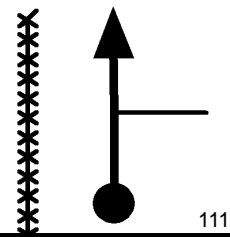
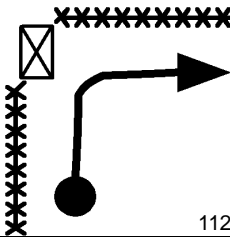


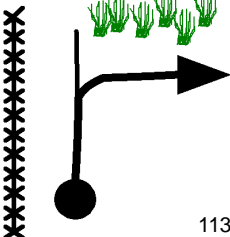
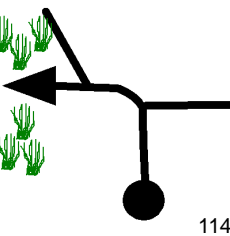
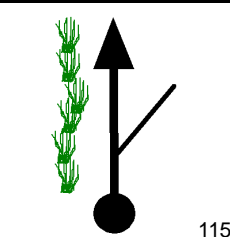
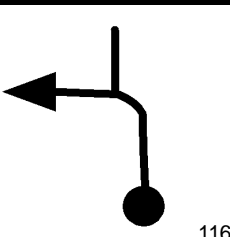
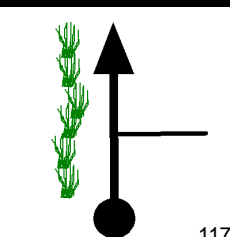
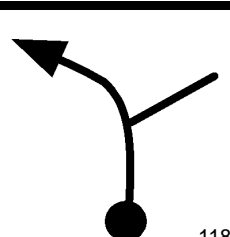
DISTÂNCIA		TULIPA	OBSERVAÇÕES
19,03		 71	EF
1,11	49,49		
19,57		 72	D
0,54	48,95		WP 0012 / ORG
21,09		 73	D
1,52	47,43		
21,28		 74	EF
0,19	47,24		
22,37		 75	EF
1,09	46,15		
22,89		 76	E E3
0,52	45,63		RODRIGO
23,08		 77	EF
0,19	45,44		
23,24		 78	S E3
0,16	45,28		WP 0013
NEXT 0,17			

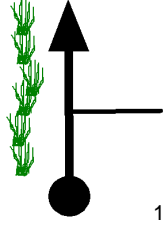
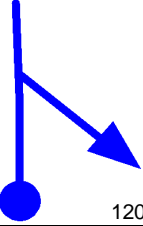
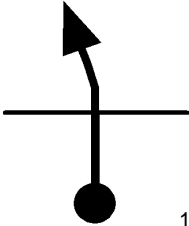
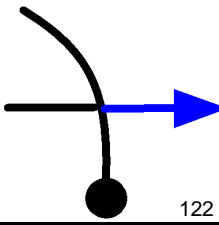
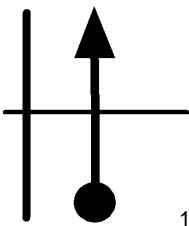
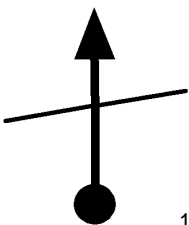
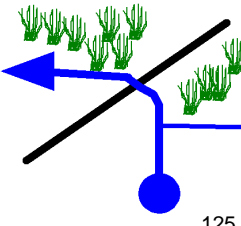

DISTÂNCIA	TULIPA	OBSERVAÇÕES
23,41	 79	E3 !! CAIXA DÁGUA NO CHÃO
0,17 45,11		
23,59	 80	EF
0,18 44,93		
24,14	 81	D !
0,55 44,38		
24,20	 82	E !
0,06 44,32		
25,25	 83	E !
1,05 43,27		
25,36	 84	EF
0,11 43,16		
25,57	 85	E !
0,21 42,95		
25,67	 86	EF
0,10 42,85		
NEXT	0,79	

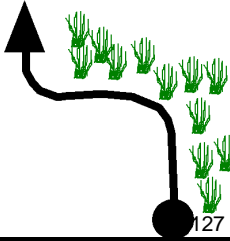
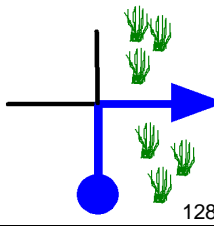
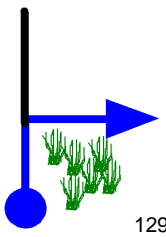
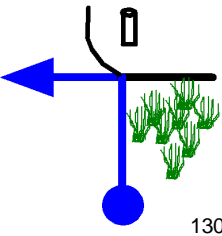
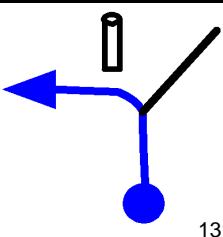
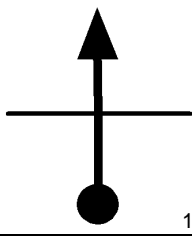
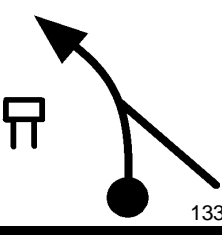
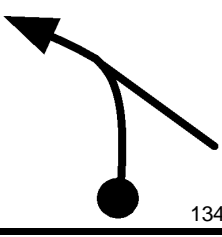
DISTÂNCIA		TULIPA	OBSERVAÇÕES
26,46		 87	 WP 0014
0,79	42,06		
27,43		 88	EF
0,97	41,09		
27,84		 89	EF
0,41	40,68		
28,06		 90	E
0,22	40,46		
28,18		 91	E   WP 0015
0,12	40,34		
28,38		 92	EF
0,20	40,14		
28,82		 93	EF
0,44	39,70		
30,17		 94	EROS 
1,35	38,35		
NEXT		0,44	

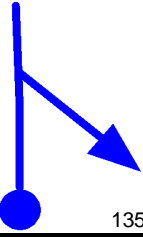

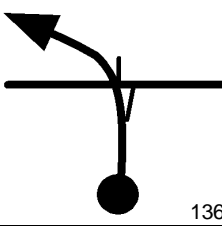
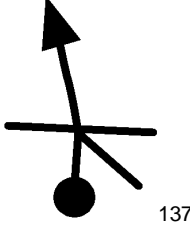
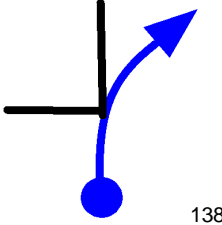
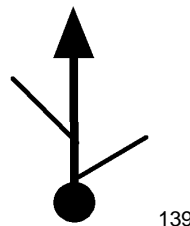
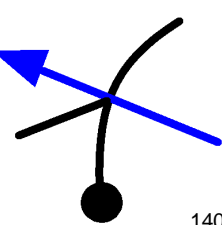
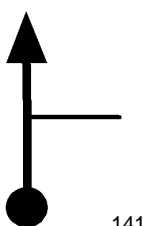
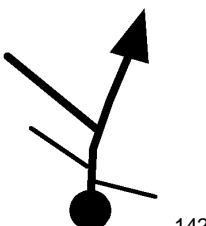
DISTÂNCIA		TULIPA	OBSERVAÇÕES
30,61			EF EROS !
0,44	37,91	95	
31,65			D WPT ! WP 0016
1,04	36,87	96	
32,04			D
0,39	36,48	97	
32,14			EF
0,10	36,38	98	
32,83			!!
0,69	35,69	99	
33,11			EF
0,28	35,41	100	
33,27			WPT WP 0017
0,16	35,25	101	
33,41			EF
0,14	35,11	102	
NEXT		0,30	

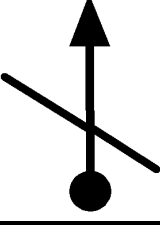
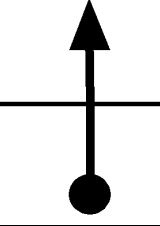

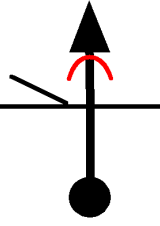

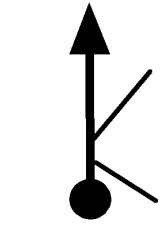
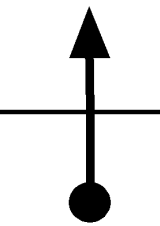
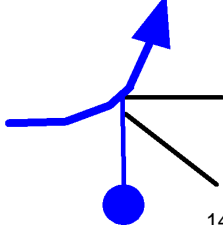
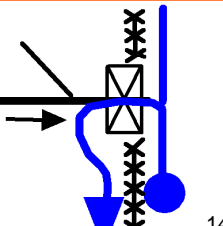
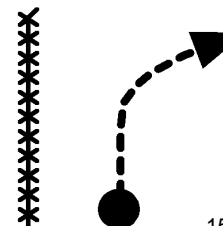
DISTÂNCIA		TULIPA	OBSERVAÇÕES
33,71		 103	D !
0,30	34,81		
34,04		 104	E !
0,33	34,48		
35,42		 105	EF !
1,38	33,10		
36,20		 106	EROS !!
0,78	32,32		
36,28		 107	E
0,08	32,24		
37,59		 108	EF ! WP 0017 A ORG
1,31	30,93		
38,03		 109	EF
0,44	30,49		
38,25		 110	EF
0,22	30,27		
NEXT 0,66			

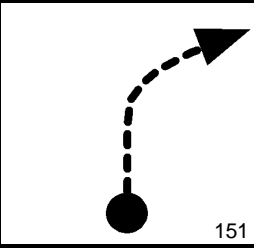

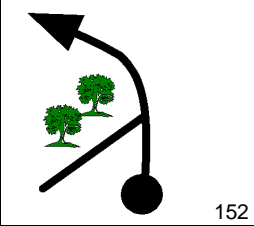
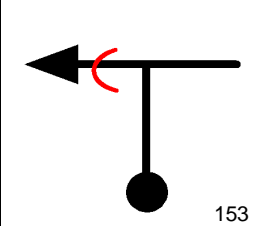
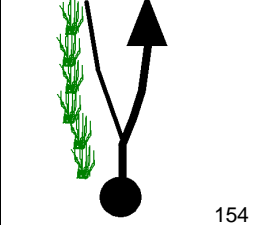
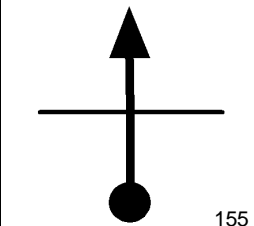
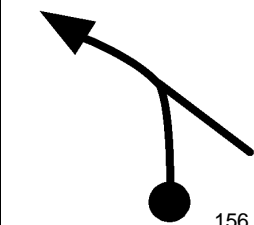
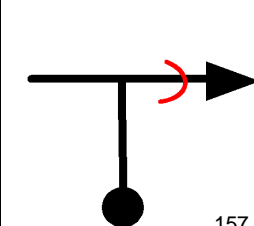
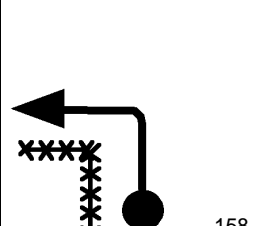
DISTÂNCIA		TULIPA	OBSERVAÇÕES
38,91			EF
0,66	29,61	111	
39,18			D  
0,27	29,34	112	WP 0018
40,16			D
0,98	28,36	113	ORG
40,55			E
0,39	27,97	114	
40,74			EF
0,19	27,78	115	
41,23			E
0,49	27,29	116	
41,52			EF
0,29	27,00	117	
41,98			E
0,46	26,54	118	
NEXT		0,77	

DISTÂNCIA	TULIPA	OBSERVAÇÕES
42,75 0,77 25,77	 119	EF
43,54 0,79 24,98	 120	D ! WP 0019 / ORG
44,28 0,74 24,24	 121	EF
45,06 0,78 23,46	 122	D !
45,32 0,26 23,20	 123	EF
45,91 0,59 22,61	 124	EF
46,54 0,63 21,98	 125	E ! WPT BEIRAR A MATA ORG WP 0020
46,95 0,41 21,57	 126	S
NEXT	0,40	

DISTÂNCIA		TULIPA	OBSERVAÇÕES
47,35			S
0,40	21,17		
47,62			WPT D ! ORG
0,27	20,90		WP 0022
47,83			D !
0,21	20,69		
48,76			E WPT
0,93	19,76		WP 0023
49,01			E !
0,25	19,51		
50,04			EF
1,03	18,48		
51,02			WPT
0,98	17,50		WP 0024
51,46			WPT E
0,44	17,06		WP 0025
NEXT		3,94	

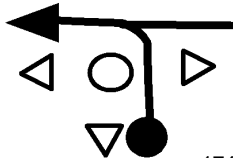







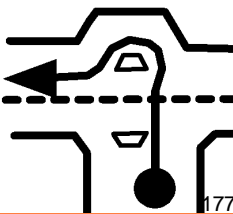



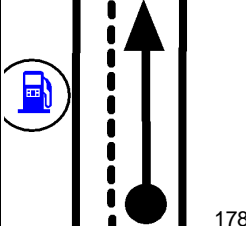

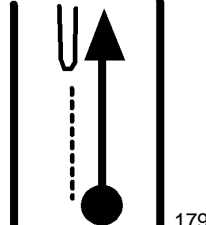


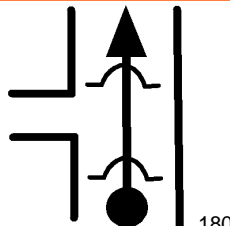




DISTÂNCIA	TULIPA	OBSERVAÇÕES
55,40		COTOVELO D !  ORG WP 0026
3,94 13,12		
56,13		EF
0,73 12,39		
56,90		EF
0,77 11,62		
57,34		D
0,44 11,18		
57,71		
0,37 10,81		
58,40		E !
0,69 10,12		
58,62		EF
0,22 9,90		
58,70		EF
0,08 9,82		
NEXT	0,28	

DISTÂNCIA	TULIPA	OBSERVAÇÕES
58,98 0,28 9,54	 143	EF
59,53 0,55 8,99	 144	LB's !! 
59,94 0,41 8,58	 145	LB's !! 
60,10 0,16 8,42	 146	
60,17 0,07 8,35	 147	
60,43 0,26 8,09	 148	IZVC SZ WPT 50 km/h WP 0027 IZVC / ORG
61,27 0,84 7,25	 149	FZVC FZ E/E WPT PTR 50 km/h WP 0028 / ORG
61,93 0,66 6,59	 150	±V D !
NEXT 0,19		

DISTÂNCIA	TULIPA	OBSERVAÇÕES
62,12		±V D ! WP 0029 
0,19 6,40		
62,93		WPT WP 0030
0,81 5,59		
63,15		E ! LB's
0,22 5,37		
63,58		±V !
0,43 4,94		
63,85		EF
0,27 4,67		
64,31		E
0,46 4,21		
64,48		D ! WPT WP 0031
0,17 4,04		
64,65		WPT E WP 0032
0,17 3,87		
NEXT 0,32		

DISTÂNCIA	TULIPA	OBSERVAÇÕES
64,97 0,32 3,55	<p>159</p>	D
65,66 0,69 2,86	<p>160</p>	E WPT WP 0033 A
66,02 0,36 2,50	<p>161</p>	D LB's !
66,67 0,65 1,85	<p>162</p>	E
66,77 0,10 1,75	<p>163</p>	E !
68,20 1,43 0,32	<p>164</p>	D !
68,42 0,22 0,10	<p>165</p>	FTE WPT ! WP 0033 FTE
Deslocamento (2) 29,55 km		

DISTÂNCIA	TULIPA	OBSERVAÇÕES
<p>68,52</p> <p>0,00</p> <p>0,10 D</p>	<p>166</p>	<p>WP 0034 CONT.</p>
<p>2,50</p> <p>2,50 D</p>	<p>167</p>	
<p>5,46</p> <p>2,96 D</p>	<p>168</p>	
<p>5,92</p> <p>0,46 D</p>	<p>169</p>	
<p>6,73</p> <p>0,81 D</p>	<p>170</p>	
<p>8,85</p> <p>2,12 D</p>	<p>171</p>	
<p>9,70</p> <p>0,85 D</p>	<p>172</p>	
<p>12,31</p> <p>2,61 D</p>	<p>173</p>	
<p>NEXT 3,04</p>		

DISTÂNCIA		TULIPA	OBSERVAÇÕES
15,35			E 
3,04	D	174	
18,13			PP 
2,78	D	175	
21,50			RODOVIA   
3,37	D	176	
23,53			  
2,03	D	177	
24,34			
0,81	D	178	
25,16			 
0,82	D	179	
25,68			 
0,52	D	180	
25,81			
0,13	D	181	
NEXT		0,14	

DISTÂNCIA	TULIPA	OBSERVAÇÕES
25,95 0,14 D	182	
26,20 0,25 D	183	
26,30 0,10 D	184	
26,40 0,10 D	185	
26,50 0,10 D	186	
26,60 0,10 D	187	
26,90 0,30 D	188	
26,99 0,09 D	189	
NEXT 0,23		

DISTÂNCIA		TULIPA	OBSERVAÇÕES
27,22		190	D
0,23	D		
27,51		191	
0,29	D		
29,21		192	
1,70	D		
29,55		193	FZVC
0,34	D		WPT 0000 APOIO